


RAJASTHAN STATE POLLUTION CONTROL BOARD

ANNUAL REPORT FOR THE YEAR 2020-2021

"Under E-Waste (Management) Rules, 2016"

1	Number of authorized manufacturer, refurbished, collection centre, dismantler and recycler for management of E-Waste in the state or union territory under these rules	Number of e-waste processing units- 29* Number of collection centres-98
2	Categories of waste collected along with their quantities on a monthly average basis:	Annexure-I
3	A summary statement code-wise of E-waste collected	Annexure-II
4	Details of material recovered from recycling of E-waste	Annexure-III
5	Quantity of CFL received at Treatment, Storage and Disposal Facility	NIL
6	The above report is for the period	01/04/2020 to 31/03/2021

*As on 25.08.2021 number of e-waste processing units-22



Member Secretary

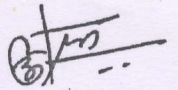
RAJASTHAN STATE POLLUTION CONTROL BOARD

ANNUAL REPORT FOR THE YEAR 2020-2021

"Under E-Waste (Management) Rules, 2016"

Annexure-I

Categories of waste collected along with their quantities on a monthly average basis (MT/Month)		
Information Technology & Telecommunication Equipments	Consumer Electrical & Electronics	Other Electrical and Electronics (not listed in schedule I of Rules)
441.318	1291.426	173.073



Member Secretary

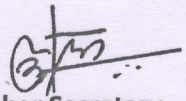
RAJASTHAN STATE POLLUTION CONTROL BOARD

ANNUAL REPORT FOR THE YEAR 2020-2021

"Under E-Waste (Management) Rules, 2016"


Annexure II

Code	Information Technology & Telecommunication Equipments (MTA)	Code	Consumer Electricals & Electronics Goods (MTA)	Others items not listed in schedule-I of Rules (MTA)
ITEW1	103.729	CEEW1	2534.379	2074.647
ITEW2	1129.993	CEEW2	6005.444	
ITEW3	114.6205	CEEW3	3327.097	
ITEW4	270.67	CEEW4	2178.038	
ITEW5	194.325	CEEW5	29.9	
ITEW6	867.484			
ITEW7	455.348			
ITEW8	1.057			
ITEW9	51.683			
ITEW10	13.225			
ITEW11	0.45			
ITEW12	438.395			
ITEW13	6.238			
ITEW14	12.4			
ITEW15	1006.829			
ITEW16	0.812			
Total	4667.258	Total	14074.86	2074.647


Member Secretary

RAJASTHAN STATE POLLUTION CONTROL BOARD**ANNUAL REPORT FOR THE YEAR 2020-2021****"Under E-Waste (Management) Rules, 2016"****Annexure III**

Detail of material recovered from recycling of E-Waste During 2020-2021 (MTA)	
Refurbished product desktop, laptop, server, workstation, networking product, CRT & TFT monitors, printers, mobile phone and accessories	3728.58
Ferrous metal	9703.843
Non-ferrous metal	913.029
Plastic	6928.228
Glass/Laminated Glass	226.639
Printed Circuit Board	378.548
Lead Acid Battery Scrap	15.15132
Lithium Battery	NIL
Chip IC & Processor etc	2.91139
Paper/Cartoon/Foam	0.257
Wooden Items	3.149
Stone	634.091
PU Foam	52.545
Dust Residue & Toner Powder	1.134
Packing Material	165.735
wire/cables	2.69
Iron Scrap	1055.282
Aluminium Scrap	47.4568
Copper Scrap	14.294
steel	2.6445
Brass Scrap	5.822
Process waste, Oil etc	13.61
Mix Metal	24.75
Rubber Scrap	1.7
Residue & other	72.272
Total	23994.36


Member Secretary